



FISCAL YEAR 2026

BEACON CITY SCHOOL DISTRICT

Budget Hearing

May 6, 2025



FUNDING OUR VALUES



Academic Excellence & Readiness

Investments that ensure every student is challenged, supported, and prepared for future academic success.

Small Elementary Class Sizes

College Coursework at BHS

Summer Workshops

Elementary Intervention Teachers

PD in the Science of Reading

Instrumental Music in 4th grade

Two world languages- Spanish and Italian

Communication and Community Outreach

Community Partnerships

Website Redesign

Social Media

Outreach events



Culture of Care

Supports that ensure students feel safe, connected, and mentally and emotionally supported.

Expanded Mental Health Staffing

Astor Mental Health Clinic Partnership at RMS

Extracurricular clubs at all levels

Adding a .5 Speech Teacher

P2 Implementation Elementary

Facilities and Fiscal Sustainability

Initiatives that remove barriers, promote inclusion, and ensure every student has a strong start.

2024 Capital Project

Cooling centers

Secure entrances

Athletic Field Renovations

Theater improvements

Where we came from..

Class Size

2018

We began our class size reduction initiative in the elementary grades.

Music

2019

4th grade instrumental music first started with a grant then became part of district funding.

Mental Health

2020

Since 2019, we added two social workers to the high school and an additional guidance counselor to the middle school.

Extra Curriculars

2021

Added: Many clubs and activity options across all of the schools.
Expanded elementary clubs from 0-1 to over 20 club options at each school.

Pre-K

2022

We piloted full day Pre-K in the district three years ago and now offer 110 full day slots and an integrated class (SCIS).

Partnerships

2023

Along with our partnerships with Common Ground Farm and Land to learn, we started piloting a partnership with Compass Arts.



1

Summer Student Workshops at BHS

IMPACT: Supporting students before they begin these critical academic transitions sets them up for success from day one.

2

Site Based Mental Health at RMS BRYT Program at BHS

IMPACT: Astor provides professional counseling directly on campus, making mental health care more accessible for students and families. Many students experience significant disruptions to their education due to mental health challenges, these students are at higher risk of falling behind, feeling isolated, or dropping out.

3

.5 Speech Teacher

IMPACT: Adding a speech teacher will help more students receive the support they need at an early age, improving communication and learning outcomes.

4

Intervention Teachers (Elementary)

IMPACT: Adding the intervention teachers at the elementary level would significantly enhance targeted support for struggling students.

5

Professional Development

IMPACT: PD focused on the Science of Reading equips educators with evidence-based strategies to improve reading instruction.

Where we are going with budget initiatives FY 25-26




Items Included in Tax Cap Calculation



Tax Base Growth Factor

Factor is based on the amount of new construction in your district and is determined by the state. Beacon's is the highest in Dutchess County.



Allowable Growth Factor

Levy is increased by the average monthly Consumer Price Index or 2% – whichever is less.

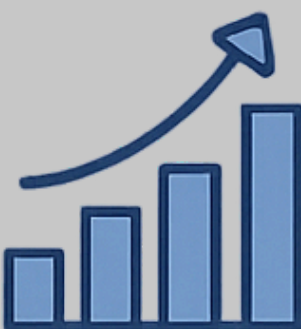


Capital Exclusion

Expenditures resulting from a voter approved capital project less all building aid received for those projects.




Tax Cap Factors



Highest Tax Base Growth Factor



The 2024 capital project was approved last year by the voters.





Capital Improvement Projects

More secure school entrances. These security enhancements will improve safety for all students and staff.

1

Creation of cooling centers and the addition of air conditioning in up to 50% of classrooms.

2

Infrastructure improvements like roofing.

3

Upgrades to baseball and softball fields at BHS.

4

Renovations to the Seeger Theatre

5



Beacon CSD Budget 25-26



\$87,720,000

Budget to Budget
Increase is 4.61%



NYS State Budget Update



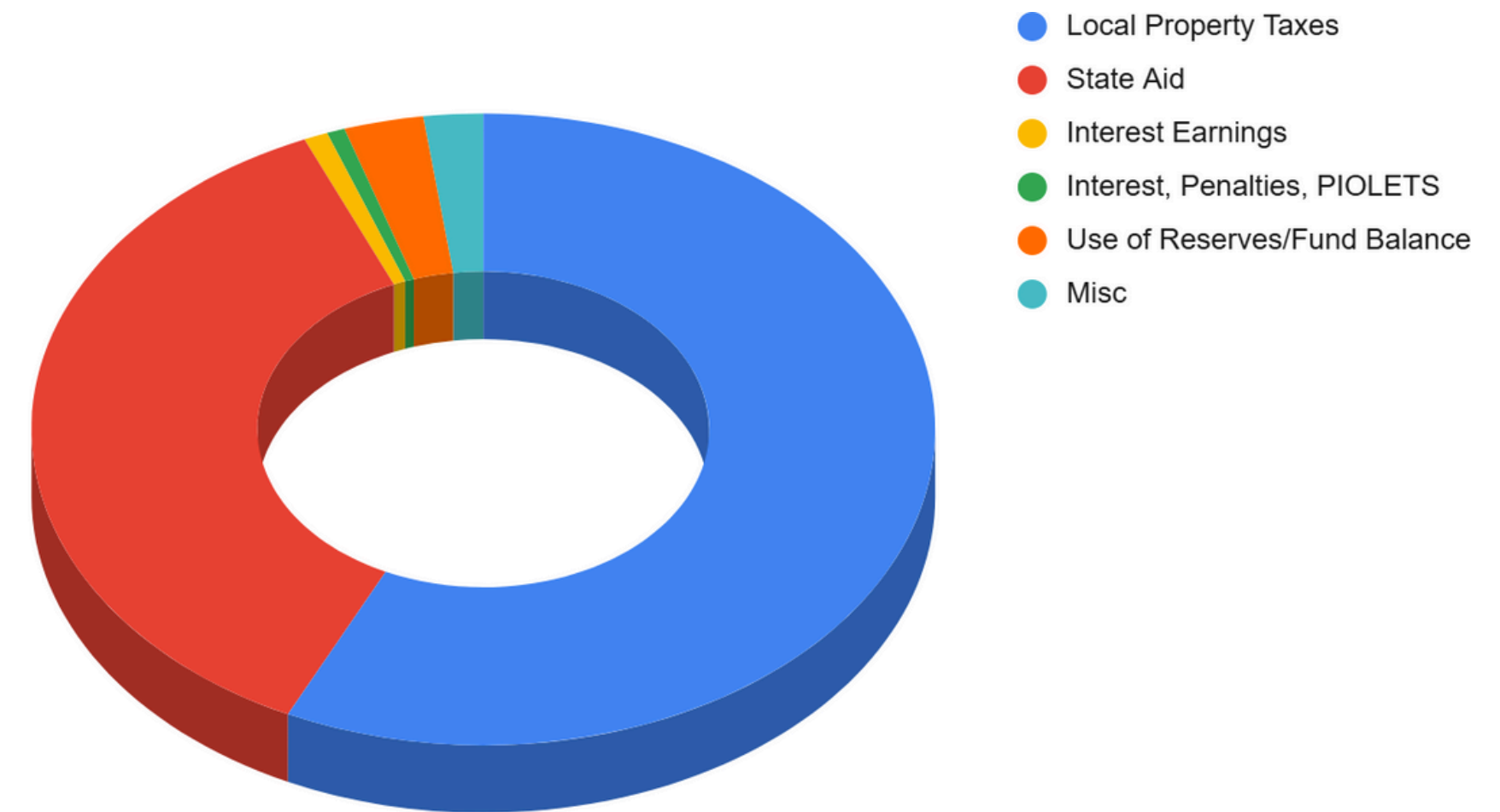
The State Budget has not been passed. We are using the State Aid number based on the Governor's run.





Revenue Budget 25-26

ESTIMATED TAX INCREASES BEACON	
	Proposed Budget 25-26
Local Property Taxes	\$50,102,098.00
State Aid	\$31,932,119.00
Interest Earnings	\$750,000.00
Interest, Penalties, PILOT	\$566,000.00
Use of Reserves/Fund Balance	\$2,500,000.00
Misc	\$1,869,783.00
Total	\$87,720,000.00





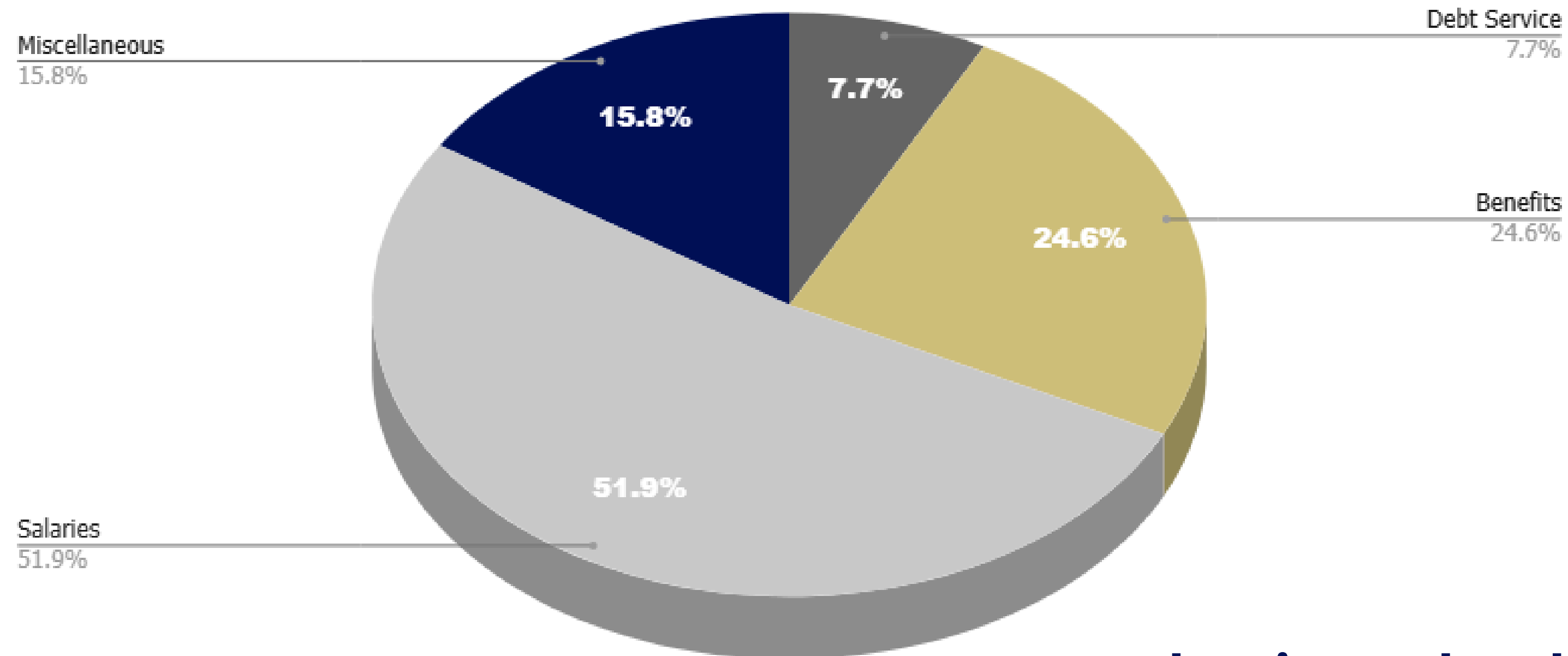
Three Part Budget Expenditures



	2024-25	2025-26
1 Administrative	\$9,401,600	\$9,549,040
2 Instructional	\$62,591,409	\$65,079,065
3 Capital	\$11,776,491	\$13,091,895
➔ Total Budget	\$83,855,000	\$87,720,895



Proposed FY26 Expenditures



**Total Estimated Budget for FY26
= \$87,720,000**



Will my school taxes go up next year?

Understanding the Tax Levy

- **It refers** to the total tax levy increase the district can propose - not how much your individual taxes will rise.
- The number **does not** represent the increased amount that each tax payer will pay next school year.
- If new properties are added to the tax rolls, the tax burden is shared by more people, **which may lower** individual amounts.
- **Voter Approval** only needs a simple majority (50% +1) to pass.



Are school taxes affected by the purchase of EV buses?

There is No Bus Proposition on the Ballot this Year

- **Voters did approve** the purchase of two EV buses in FY 24-25.
- We received a New York State grant to offset the total amount of the bus purchase.
- The **total amount** for 2 EV buses and chargers is \$495,000. We received a grant from NYSBIP of \$250,000 leaving an amount of \$245,000 which is eligible for transportation aid at our aid ratio of 54.2%.



What are our federal funds used for?

Understanding Federal Funding

- The Federal Funds are used to pay for **Reading Teachers, Academic Intervention Support (AIS) programs** and **Special Education Teachers**. Additionally, federal funds support **Professional Development** for our educators.

Title funds and Special Education - Section 611/619 funds

\$1,384,000

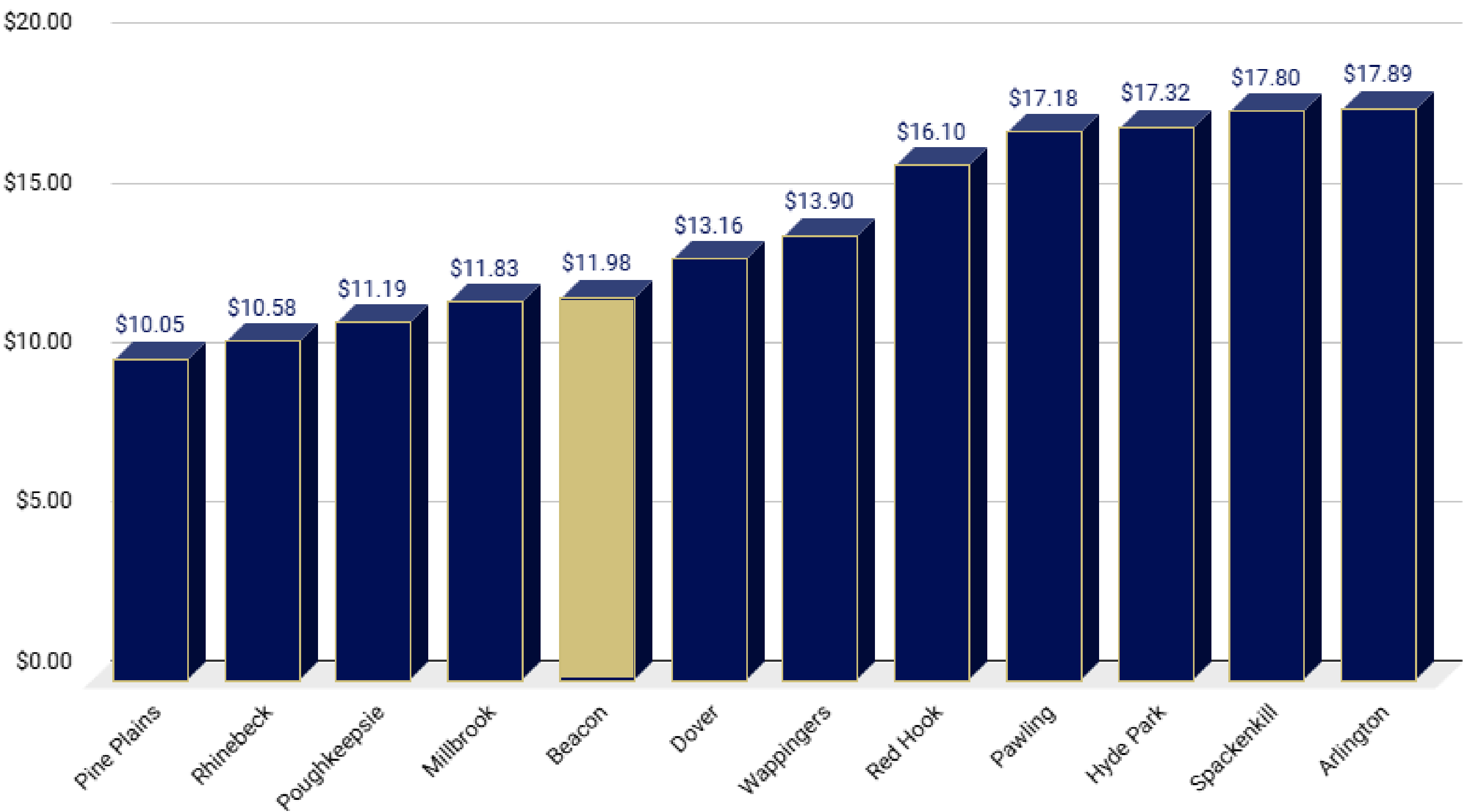


What is the contingency budget?

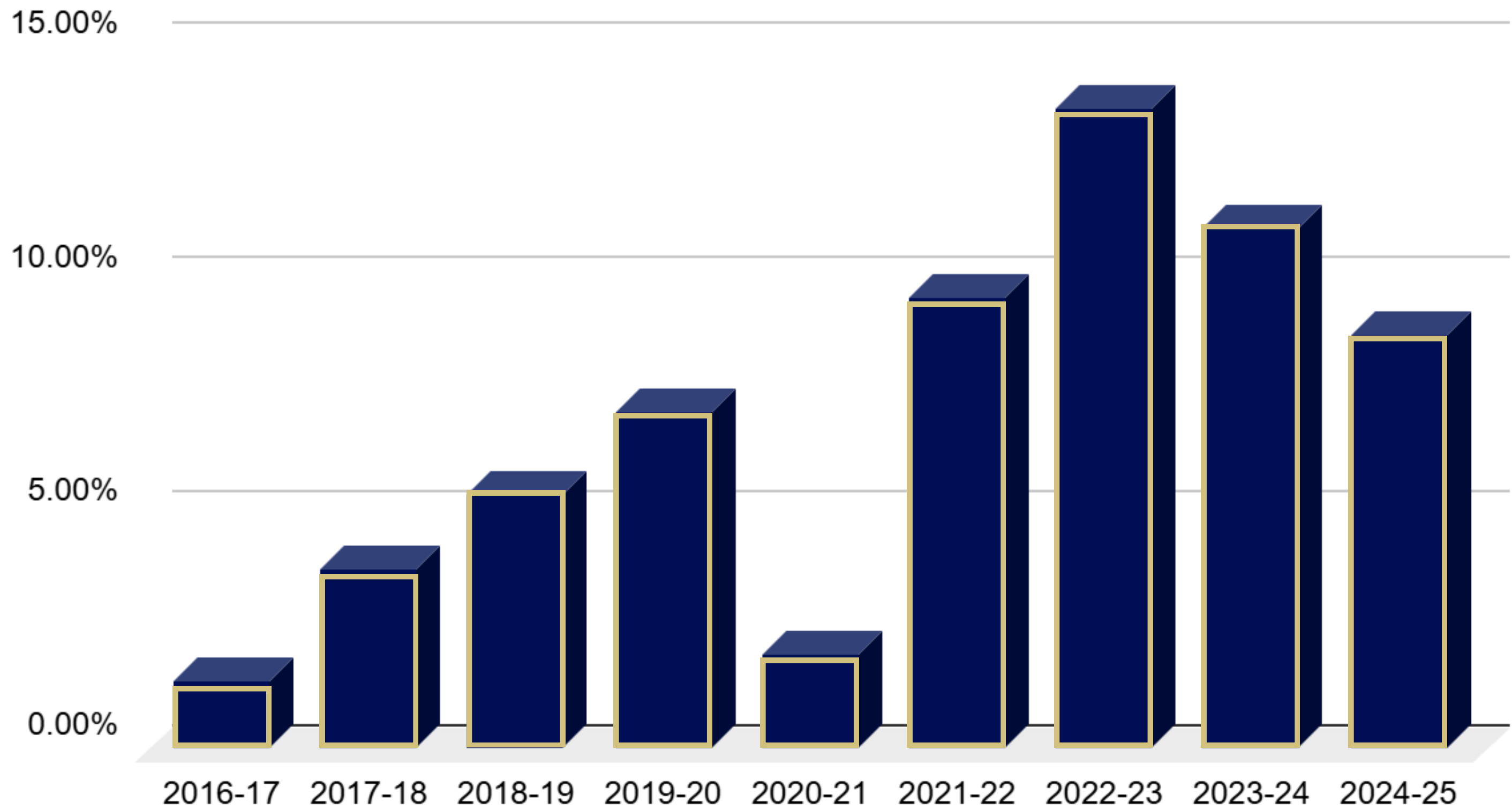
- The **Contingency Budget** only includes expenditures that are “ordinary, contingent expenditures” and no increase to the tax levy is allowed.
- That would include a **\$2.4 million dollar** cut to the proposed operating budget which would directly impact our programming options.



Tax Rates per \$1,000 - Dutchess County



Assessment Increases



Estimated Tax Increases

CITY OF BEACON

Using **CURRENT** assessment values and Basic STAR



**MEDIAN
\$420,200**

**YEARLY
INCREASE
\$240.00**

**MONTHLY
INCREASE
\$20.00**

**VALUE OF
\$400,000**

**YEARLY
INCREASE
\$257.00**

**MONTHLY
INCREASE
\$21.42**

**VALUE OF
\$500,000**

**YEARLY
INCREASE
\$285.00**

**MONTHLY
INCREASE
\$23.75**

Estimated Tax Increases

CITY OF BEACON

Assuming a **5% Increase** in assessment values and Basic STAR



**MEDIAN
\$420,200**

**YEARLY
INCREASE
\$31.00**

**MONTHLY
INCREASE
\$2.58**

**VALUE OF
\$450,000**

**YEARLY
INCREASE
\$31.00**

**MONTHLY
INCREASE
\$2.58**

**VALUE OF
\$500,000**

**YEARLY
INCREASE
\$32.00**

**MONTHLY
INCREASE
\$2.67**

Estimated Tax Increases

FISHKILL

Using **CURRENT** assessment values and Basic STAR



**MEDIAN
\$444,500**

**YEARLY
INCREASE
\$253.00**

**MONTHLY
INCREASE
\$21.08**

**VALUE OF
\$450,000**

**YEARLY
INCREASE
\$256.00**

**MONTHLY
INCREASE
\$21.34**

**VALUE OF
\$500,000**

**YEARLY
INCREASE
\$284.00**

**MONTHLY
INCREASE
\$23.67**

Estimated Tax Increases

FISHKILL

Assuming a **5% Increase** in assessment values and Basic STAR



**MEDIAN
\$444,500**

**YEARLY
INCREASE
\$35.00**

**MONTHLY
INCREASE
\$2.92**

**VALUE OF
\$450,000**

**YEARLY
INCREASE
\$35.00**

**MONTHLY
INCREASE
\$2.92**

**VALUE OF
\$500,000**

**YEARLY
INCREASE
\$36.00**

**MONTHLY
INCREASE
\$3.00**

Estimated Tax Increases

WAPPINGERS

Using **CURRENT** assessment values and Basic STAR



**MEDIAN
\$387,500**

**YEARLY
INCREASE
\$225.00**

**MONTHLY
INCREASE
\$18.75**

**VALUE OF
\$450,000**

**YEARLY
INCREASE
\$261.00**

**MONTHLY
INCREASE
\$21.75**

**VALUE OF
\$500,000**

**YEARLY
INCREASE
\$289.00**

**MONTHLY
INCREASE
\$24.08**

Estimated Tax Increases

WAPPINGERS

Assuming a **5% Increase** in assessment values and Basic STAR



**MEDIAN
\$387,500**

**YEARLY
INCREASE
\$30.00**

**MONTHLY
INCREASE
\$2.50**

**VALUE OF
\$450,000**

**YEARLY
INCREASE
\$31.00**

**MONTHLY
INCREASE
\$2.58**

**VALUE OF
\$500,000**

**YEARLY
INCREASE
\$31.00**

**MONTHLY
INCREASE
\$2.58**


Comparison of Beacon's Taxes to Other Districts



**MEDIAN
HOME
VALUE IS
\$304,700**


**SCHOOL
TAX
ESTIMATE
\$3,127**

**SAME
HOUSE**



WAPPINGERS

**SCHOOL
TAX
ESTIMATE
\$3,656**



SPACKENKILL

**SCHOOL
TAX
ESTIMATE
\$4,720**



ARLINGTON

**SCHOOL
TAX
ESTIMATE
\$4,941**



HYDE PARK

**SCHOOL
TAX
ESTIMATE
\$5,011**



Who will be the candidates on the ballot for open seats for the Board of Education?

Candidates are running unopposed

- Meredith Heuer
- Catherine Buscemi
- Semra Ercin

Next Steps

APRIL

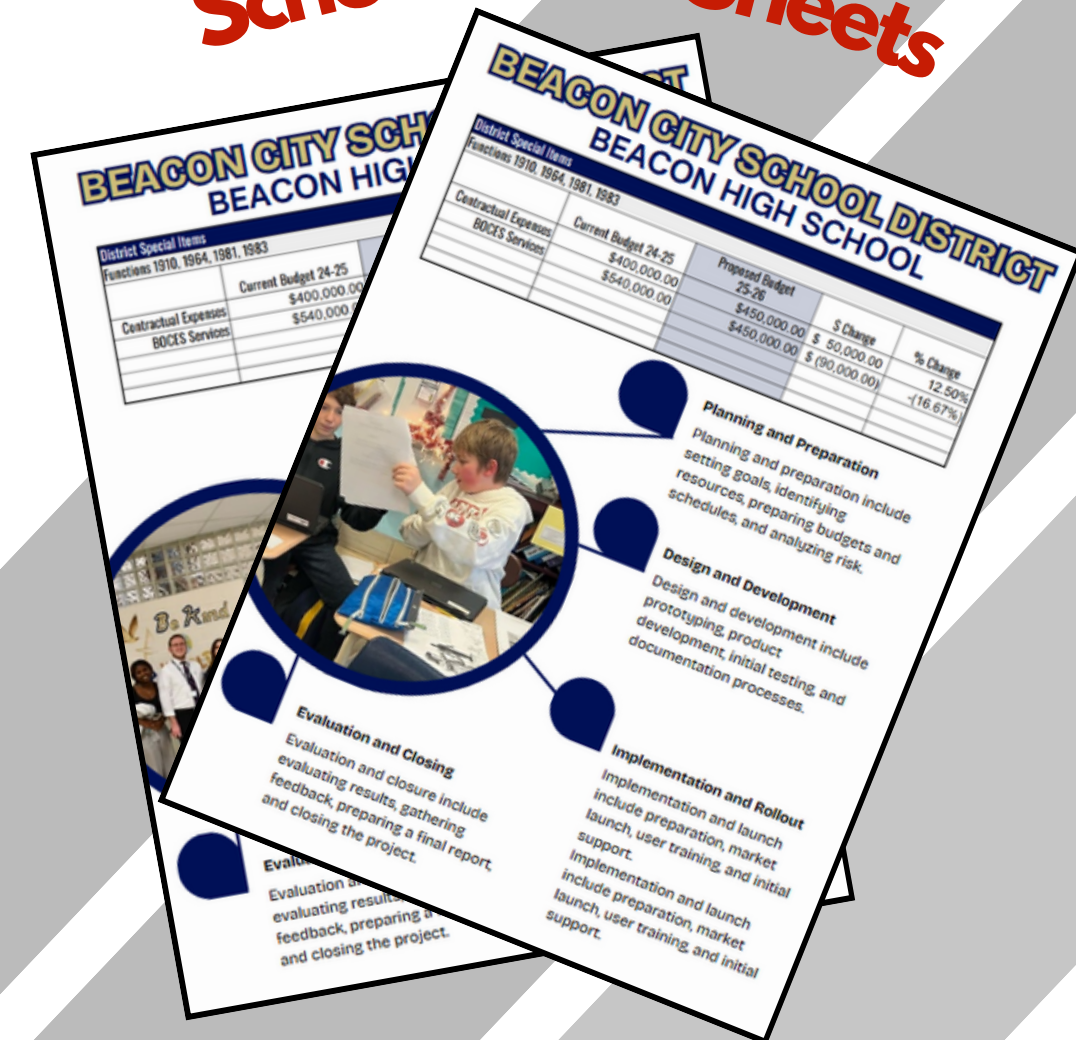
April 22nd - Budget Adoption



APRIL/MAY

**April 22nd - May 20th
Community Outreach**

School Data Sheets



MAY

May 6th - Budget Hearing

MAY

May 20th - Budget Vote